

FACTSHEET

Waste Wise Cities Tool in Lagos, Nigeria



Lagos, the commercial nerve center and former capital of Nigeria, is a fast growing coastal mega city contending with enormous pressures on its waste management infrastructure.

Innovation, investment, private enterprise, and public engagement are the keys to sustainable solid waste management and creation of a new circular economy for our thriving population.

Office of the Managing Director Lagos Waste Management Authority (LAWMA)
Lagos State Ministry of the Environment, Lagos State.



City **Lagos**
Country **Nigeria**

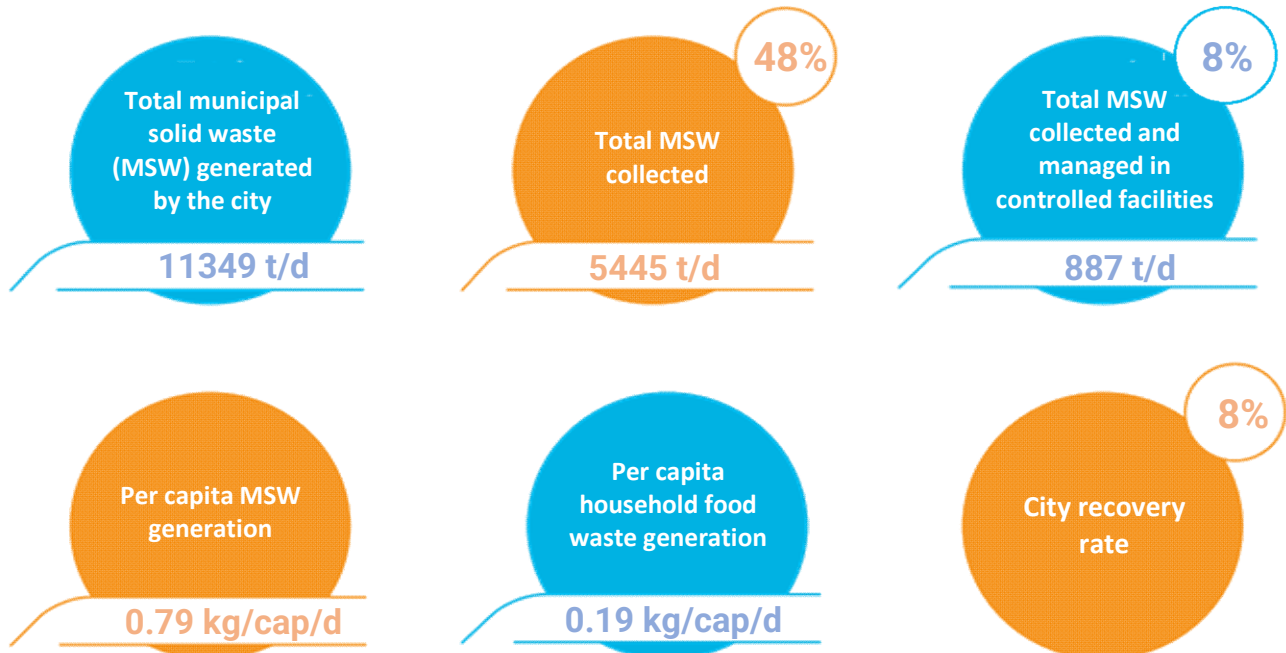


Population **14,368,331**



Year of WaCT survey **2021**

Key Waste Data



Household and non-household waste generation



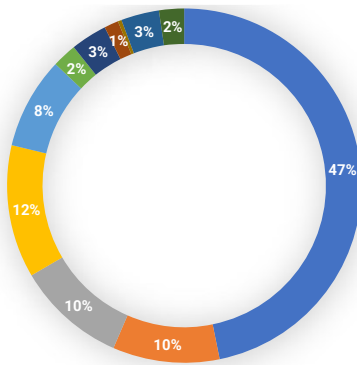
	Average household waste generation (kg/capita/day)	Total population	Total MSW generated by households (t/day)
Higher income	0.65	2,155,249	1,410
Middle income	0.44	5,028,916	2,206
Lower income	0.60	7,184,166	4,329
TOTAL	0.55	14,368,331	7,944



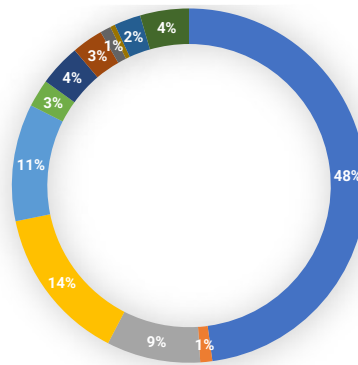
Total MSW generated from non-household sources (t/day) **3,405**
 calculated using proxy of 30% of total MSW

Composition of waste at the households and at the disposal site

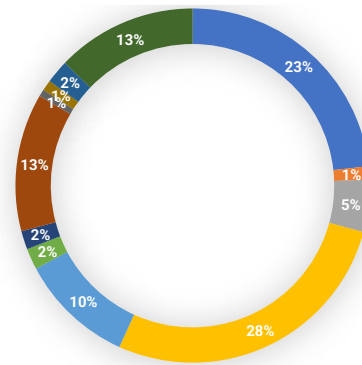
Household waste composition
higher income areas



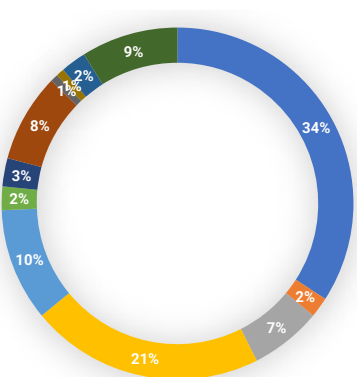
Household waste composition
middle income areas



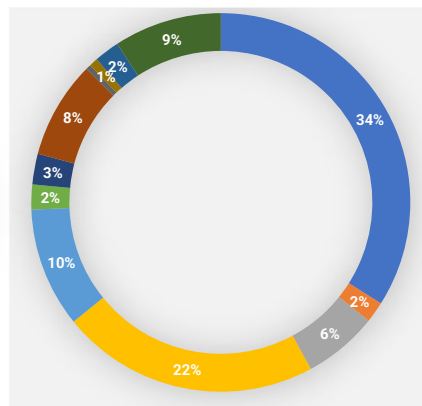
Household waste composition
lower income areas



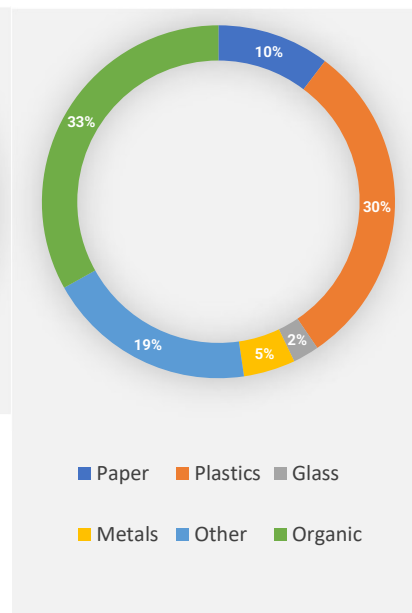
Average household waste
composition



Waste composition at disposal site



Overall MSW composition
Using WaCT -> WFD calculation



- Kitchen/canteen
- Garden/park
- Paper/cardboard
- Plastic film
- Plastics dense
- Metals
- Glass
- Textiles/shoes
- Wood (processed)
- Special wastes
- Composite products
- Other

- Paper
- Plastics
- Glass
- Metals
- Other
- Organic

